



TAI-SAW TECHNOLOGY CO., LTD.

No. 3, Industrial 2nd Rd., Ping-Chen Industrial District,
Taoyuan, 324, Taiwan, R.O.C.

TEL: 886-3-4690038 FAX: 886-3-4697532

E-mail: tstsales@mail.taisaw.com Web: www.taisaw.com

Product Specifications Approval Sheet

Product Description: SAW Resonator 433.920 MHz SMD 5X5 mm

TST Parts No.: TC0201A

Customer Parts No.: _____

Customer signature required
Company: _____
Division: _____
Approved by : _____
Date: _____

Checked by: _____ Hongpu Lin *Hongpu Lin*

Approval by: _____ Andy Yu *Andy Yu*

Date: _____ 2019/11/08

1. Customer signed back is required before TST can proceed with sample build and receive orders.
2. Orders received without customer signed back will be regarded as agreement on the specifications.
3. Any specifications changes must be approved upon by both parties and a new revision of specifications shall be released to reflect the changes.



TAI-SAW TECHNOLOGY CO., LTD.

No. 3, Industrial 2nd Rd., Ping-Chen Industrial District,
Taoyuan, 324, Taiwan, R.O.C.

TEL: 886-3-4690038 FAX: 886-3-4697532

E-mail: tstsales@mail.taisaw.com Web: www.taisaw.com

SAW Resonator 433.920 MHz

MODEL NO.: TC0201A

REV. NO.: 2.0

A. FEATURES:

- 1-Port Resonator.

RoHS Compliant
Lead free
Lead-free soldering

B. MAXIMUM RATING:

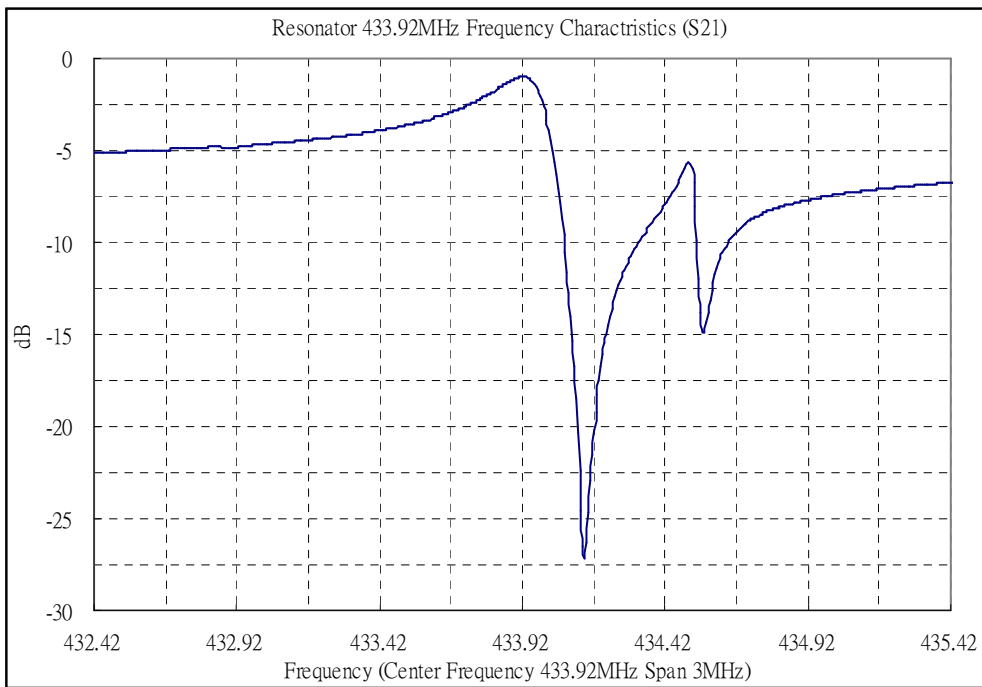
1. Input Power Level: 0 dBm
2. DC voltage: 12 V
3. Operating Temperature: -40°C to +85°C
4. Storage Temperature: -40°C to +85°C
5. Moisture Sensitivity Level: Level 1(MSL1)

Electrostatic Sensitive Device

C. ELECTRICAL CHARACTERISTICS:

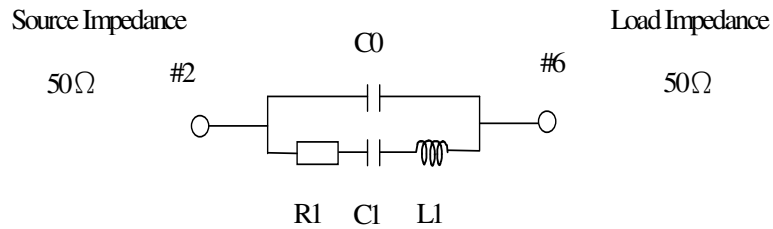
Characteristic	Units	Minimum	Typical	Maximum
Center frequency Fr	MHz	433.845	433.92	433.995
Insertion Loss IL	dB	-	1.0	2.0
Equivalent Elements				
Motional capacitance C1	fF	-	2.06	-
Motional inductance L1	μH	-	65.1	-
Motional resistance R1	Ohm	-	13	-
Parallel capacitance Co	pF	-	3.5	-
Temp.coeff.	ppm/c*2	-	0.032	-
Turnover To	deg.C	10	25	40
Package size		SMD 5X5X1.4mm		

D. FREQUENCY CHARACTERISTICS:



E. EQUVIRENT CIRCUIT:

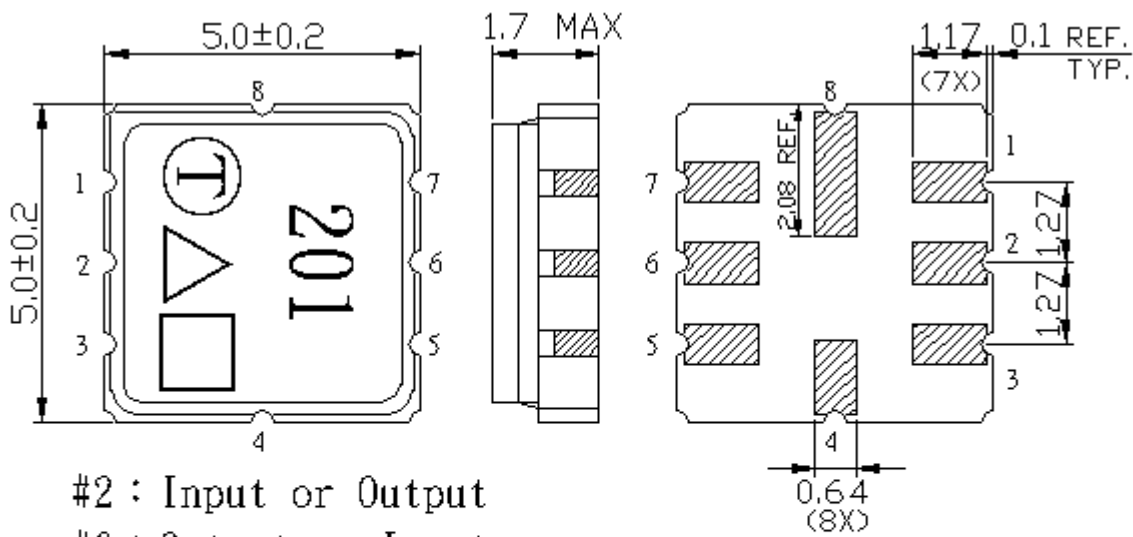
One-Port Resonator:



F. TEST CIRCUIT:



G.OUTLINE DRAWING:



#2 : Input or Output
 #6 : Output or Input
 #4、8 : Case Ground
 #1、3、5、7 : Ground
 △ : Year code
 □ : Date code
 Unit : mm

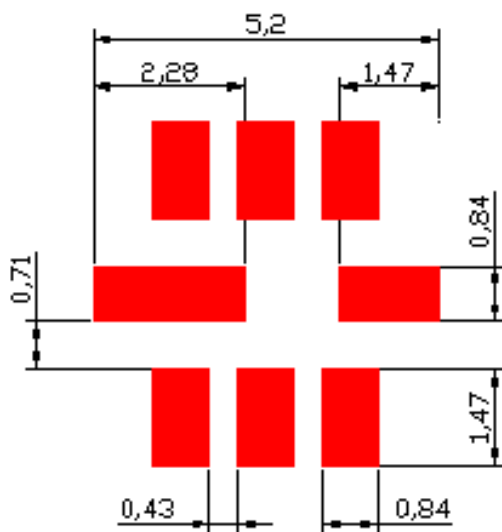
Product / Year Code- 4year cycle

Year	2017 2021	2018 2022	2019 2023	2020 2024
Product Code	C	c	<u>C</u>	<u>c</u>

Week Code Table

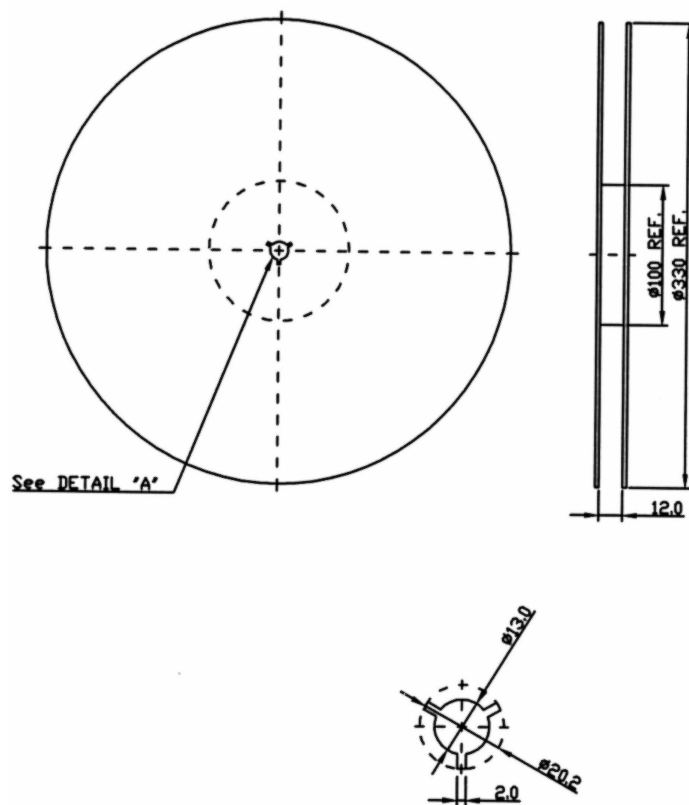
WK01	WK02	WK03	WK04	WK05	WK06	WK07	WK08	WK09	WK10	WK11	WK12	WK13
A	B	C	D	E	F	G	H	I	J	K	L	M
WK14	WK15	WK16	WK17	WK18	WK19	WK20	WK21	WK22	WK23	WK24	WK25	WK26
N	O	P	Q	R	S	T	U	V	W	X	Y	Z
WK27	WK28	WK29	WK30	WK31	WK32	WK33	WK34	WK35	WK36	WK37	WK38	WK39
a	b	c	d	e	f	g	h	i	j	k	l	m
WK40	WK41	WK42	WK43	WK44	WK45	WK46	WK47	WK48	WK49	WK50	WK51	WK52
n	o	p	q	r	s	t	u	v	w	x	y	z

H. PCB FOOTPRINT:

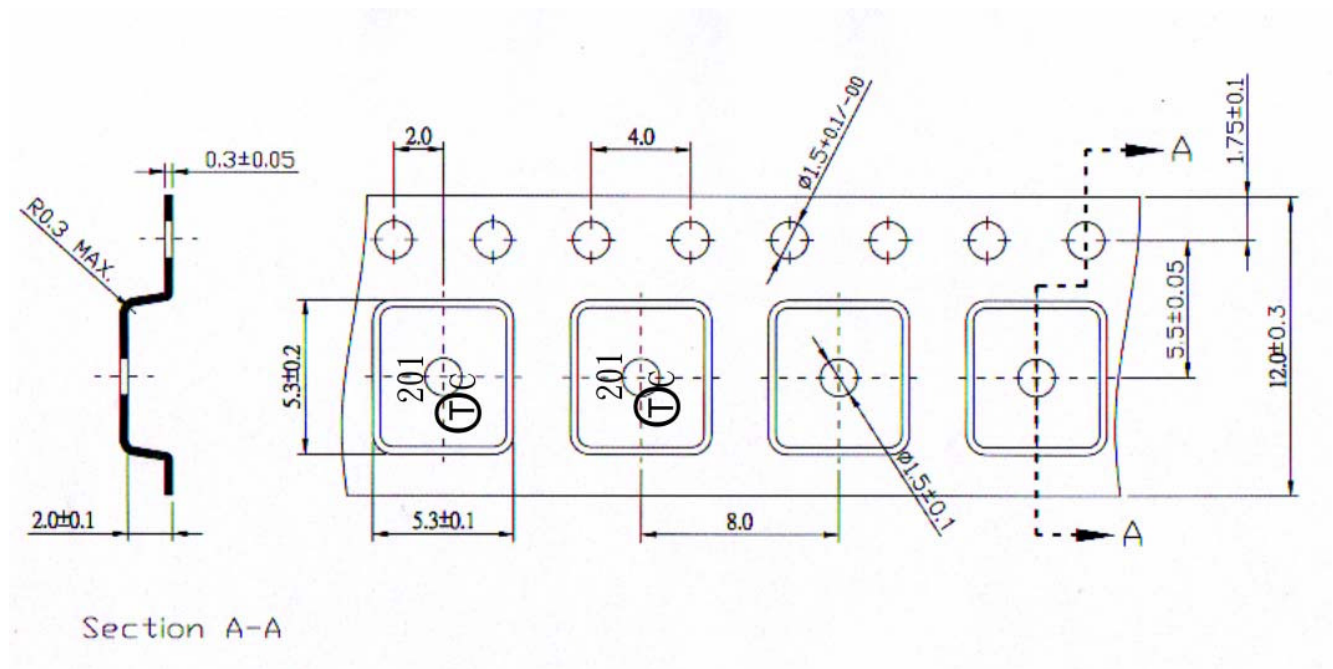


I. PACKING:

1. REEL DIMENSION (Please refer to FR-75D10 for packing quantity)



2.TAPE DIMENSION



J. RECOMMENDED REFLOW PROFILE:

1. Preheating shall be fixed at $150 \sim 180^\circ\text{C}$ for $60 \sim 90$ seconds.
2. Ascending time to preheating temperature 150°C shall be 30 seconds min.
3. Heating shall be fixed at 220°C for $50 \sim 80$ seconds and at $260^\circ\text{C} +0/-5^\circ\text{C}$ peak ($20 \sim 40$ sec).
4. Time: 2 times.

